



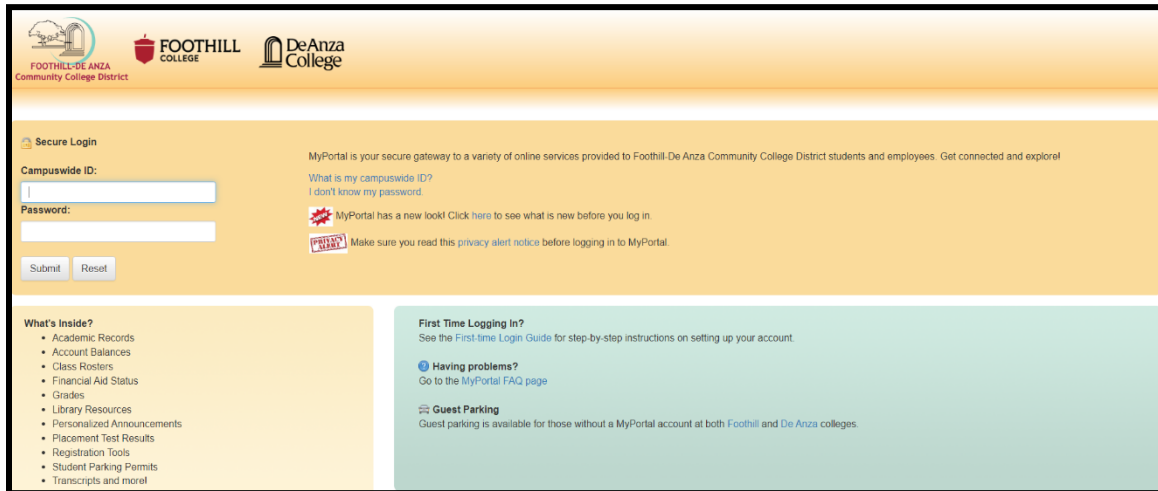
PRECISION CAMPUS ONLINE DATA TOOL

HOW TO ACCESS THE SCHEDULING REPORT: PRODUCTIVITY MEASURES BY SECTION

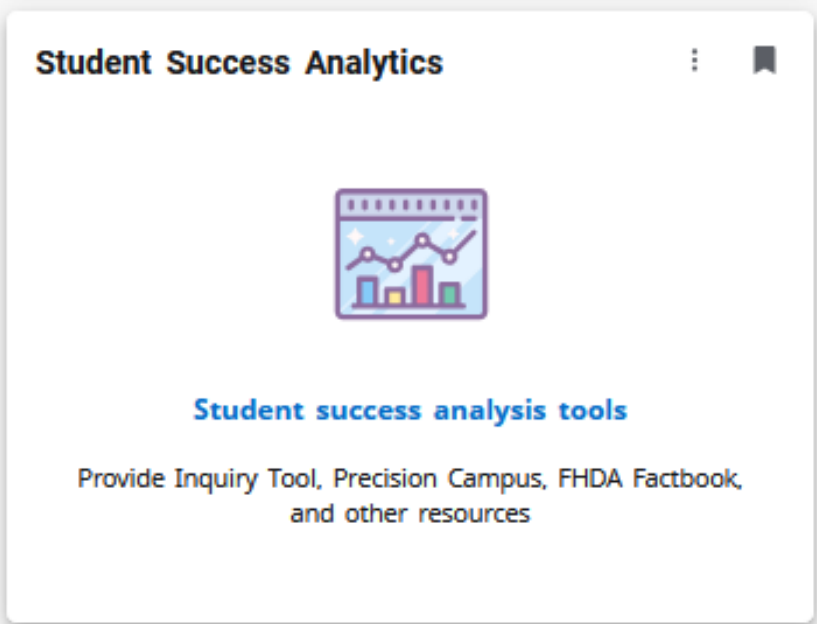
If needed, enlarge this document on your screen to view the images.

LOG INTO MYPORTAL

1. Enter your campuswide id (cwid)
2. Enter your password



3. Select "Student Success Analytics"

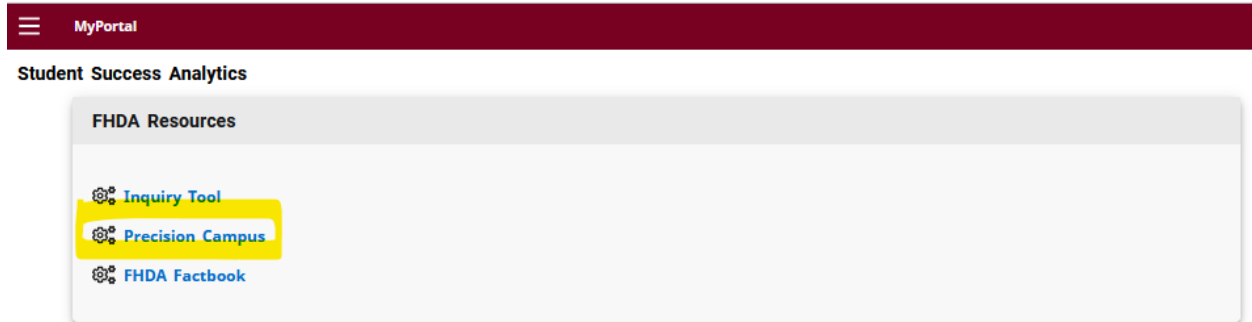




PRECISION CAMPUS ONLINE DATA TOOL

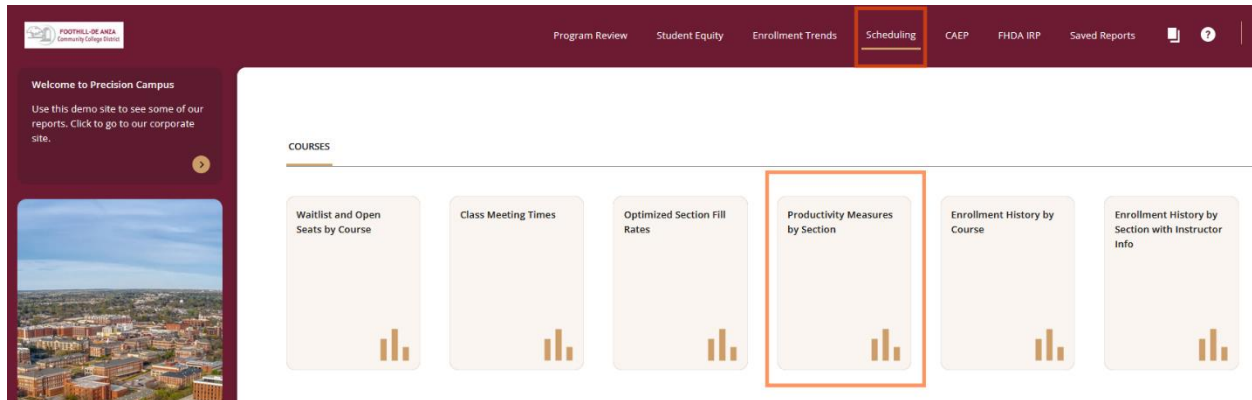
HOW TO ACCESS THE SCHEDULING REPORT: PRODUCTIVITY MEASURES BY SECTION

4. Select "Precision Campus"



ACCESSING THE PRODUCTIVITY MEASURES BY SECTION REPORT

1. Select "Scheduling." Then select "Productivity Measures by Section."

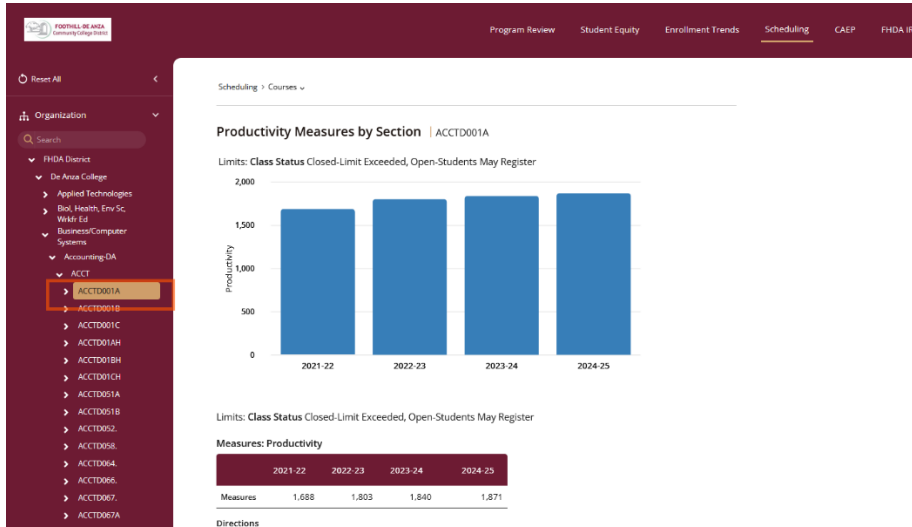




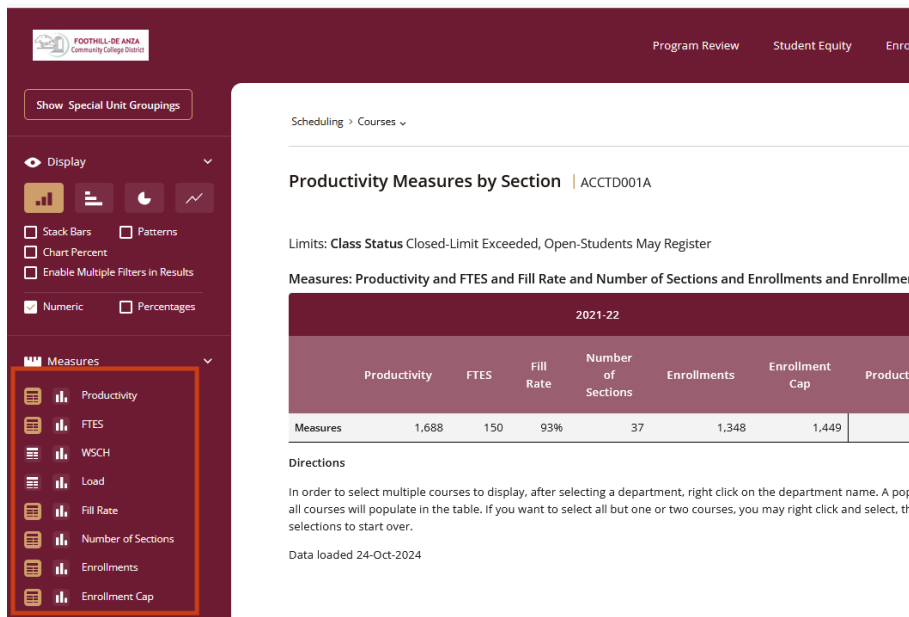
PRECISION CAMPUS ONLINE DATA TOOL

HOW TO ACCESS THE SCHEDULING REPORT: PRODUCTIVITY MEASURES BY SECTION

- On the left-hand navigation panel, scroll to the top and select desired college, division, department or course. In this example, De Anza College's "Accounting 1A" course is selected.



- The data table will then display data selected using the MEASURES filter. In the example below, productivity, FTES, fill rate, number of sections, enrollment, enrollment cap are selected.





PRECISION CAMPUS ONLINE DATA TOOL

HOW TO ACCESS THE SCHEDULING REPORT: PRODUCTIVITY MEASURES BY SECTION

- To select a desired term, on the left-hand navigation panel, scroll to the bottom of the filter section and click on the filter “Term.” Select the desired fall, winter, spring, summer, etc.
- Next, click on the filter “Year Range” at the bottom. An academic year may be selected up through the current registration period. Current enrollment data is refreshed once daily during the registration period. All prior years represent data at census.

The screenshot shows the 'Scheduling' report for 'Productivity Measures by Section' for course ACCTD001A. The interface includes a navigation menu on the left, a top navigation bar, and a main content area with a table of data for two academic years: 2021-22 and 2022-23.

Productivity Measures by Section | ACCTD001A

Limits: **Class Status** Closed-Limit Exceeded, Open-Students May Register **Term** Fall

Measures: **Productivity and FTES and Fill Rate and Number of Sections and Enrollments and Enrollment Cap**

	2021-22					2022-23					
	Productivity	FTES	Fill Rate	Number of Sections	Enrollments	Enrollment Cap	Productivity	FTES	Fill Rate	Number of Sections	Enrollments
Measures	1,651	57	90%	15	513	569	1,851	55	103%	13	493

Directions
In order to select multiple courses to display, after selecting a department, right click on the department name. A pop up will appear that gives you the option of selecting only the dep all courses will populate in the table. If you want to select all but one or two courses, you may right click and select, then while holding down the control key, you may select the ones y selections to start over.

Data loaded 24-Oct-2024